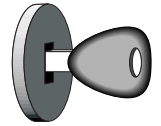
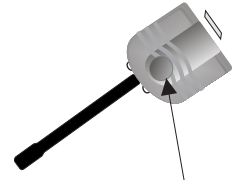


## Remote Transmitter Learn


**STEP 1** - Within 3 seconds turn the ignition key to the “**ON**” position three times leaving “**ON**” the third time.



**STEP 2** - **Press and hold the Program Button.** The park lights will turn “**ON**” and the horn (optional) will honk once. **Continue to hold the Program Button,** the park lights will turn “**OFF**” and the horn (optional) will honk 5 times quickly.



**NOTE:** If the parking lights do not turn “**ON**”, release the Program Button and turn the ignition to the “**OFF**” position, wait 5sec and repeat steps 1 & 2.

**STEP 3a** - While holding the Program Button, press and release the  button on each of the remote transmitters to be programmed\*.



**NOTE:** The siren will chirp once when a remote transmitter is learned.

\*2way models will require waiting 3 seconds between each transmitter.

**AM 1way and 2way** systems can have up to 4 transmitters programmed.

**FM 1way and 2way** systems can only have 2 transmitters programmed.